Department of State's Attorneys and Sheriffs

Vermont Department of State's Attorneys and Sheriffs

FY26 Budget Presentation

State's Attorneys Unit

Vermont Department of State's Attorneys and Sheriffs

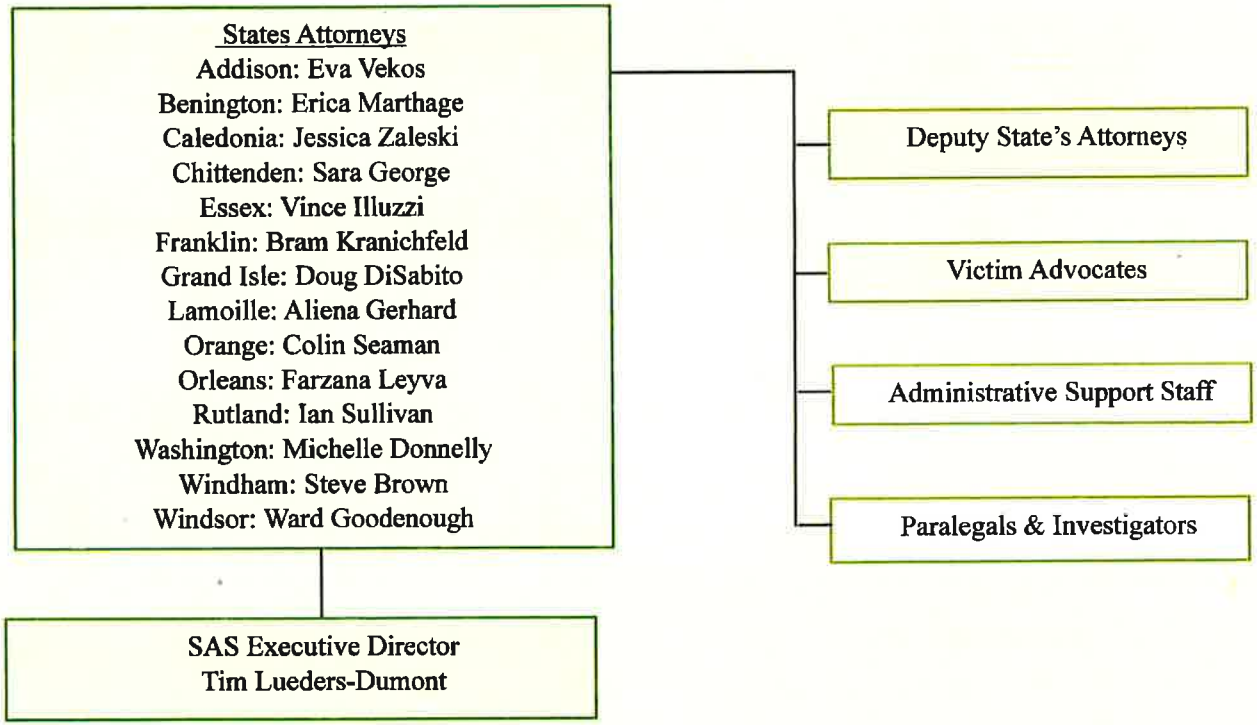

State's Attorneys FY26 Budget Narrative

Mission: Under 24VSA and the Vermont Constitution, a State's Attorney is established in each county to enforce Vermont laws and the constitution; prosecute criminal and certain civil offenses within the county; support diversion and treatment programs; help advise and advocate for legislation and policies that protect public safety; to ensure fair and proper adjudication of cases within the justice system; to provide guidance and support to policy makers for legislation and policies that protect public safety.

What is Funded: The SA budget is 88% funding for personnel; 12% for operating. Four of our prosecutors are federally-funded through USDOJ STOP grant and National Highway Traffic Safety Administration. Our operating expenses primarily include internal service fees (WC, IT/ADS/SLA, VISION, SharePoint, Fee for Space), mental health/competency evaluations, translation and transcript services, witness fees and expenses, and SAO rents.

Who We Serve: The 14 elected State's Attorneys and their staff handle 99% of the criminal cases in Vermont, and the majority of Post Conviction Relief cases, on behalf of the State and the public. The State's Attorneys cases including attempted homicide, homicide, manslaughter, sexual assault, domestic assault, abuse and neglect of children and vulnerable persons, drug trafficking, impaired driving offenses, thefts, post-conviction relief proceedings, appeals of convictions, and certain civil matters. There are approximately 137 State's Attorneys offices staff members in 14 offices, including State's Attorney; Deputy State's Attorneys; SAS Victim Advocates; Administrative Assistants; SAS Secretaries; Paralegals and Investigators, and 4 specialized position titles funded by federal money.

How Did Our Programs Work:

- Clearing Backlog: The current workload is 23,134 active cases. Each SA and Deputy SA is carrying a caseload of approximately 350 cases. Each SAS Victim Advocate is carrying approximately 600 cases. Between CY2023 through CY2024, SAS prosecutors cleared 3,000 backlogged cases, and the average clearance rate for the criminal docket (December '23 to December '24) was 109%, which means that we cleared 9% more cases than filed during that same period. However, the backlog still remains, and the Department needs additional staff (prosecutors, victim advocates, paralegals and administrative staff) in order to continue making progress on the backlog.

- The State's Attorneys are handling 99% of the criminal cases in Vermont, 98% of homicides, and the majority of Post Conviction Relief cases.
- Currently, the SA Offices are handling 96 homicides and attempted homicides (this does not include pending homicide investigations which would put the number over 100+). Only two of the 96 homicides are being co-counseled with the AGO.
- In 2024, the average monthly filings of criminal cases were 1,150, and 81 pending Post Conviction Release cases.
- Diversion Referral Rate: FY22-24, 20.3% of all misdemeanors were referred to diversion.
- At the end of 2024, SAS had 1,000 pending juvenile delinquency cases, 399 Youthful Offender cases, and 1,158 pending CHINS cases.
- Repeat Offenders: At the end of 2024, there were 667 individuals with 5 or more pending cases that represented 5,307 total cases - essentially 23% of the total workload. There are 17 individuals with 20 or more pending cases representing 473 pending cases, and 149 individuals with ten or more pending cases representing 2,135 cases.
- Trial Date Utilization: Increased by 65% between CY23 to CY24. This demonstrates that SAS is moving more cases, because more trials dates result in more case dispositions. In CY24, trials occurred in every county in the state.

Operations: The elected State's Attorneys' offices are allocated positions by the SA Executive Committee and Department HQ, based upon caseload numbers, and budget considerations such as vacancy savings. When new positions are allocated by the Legislature, the Executive Committee solicits input from the 14 SA's regarding their current and projected staffing needs. Except in unusual circumstances, the Department does not utilize outside counsel and generally only in a specific case for expertise or conflict. The Department operates under the direction of an Executive Director appointed by the executive committees of both the State's Attorneys and Sheriffs.

Budget Issues and Pressures for FY26

The proposed FY26 budget would require a Vacancy Savings of $649,126.

Increased costs in ADS charges, SharePoint, and need for different computer equipment from Windows-11 and WebEx changes.

Increased occurrence and costs in mental health/competency evaluations.

Increased need for translation and transcription services for non-English speaking victims and defendants.

Increased extraditions.

Budget Issues and Pressures for FY26 (continued)

Increased costs for rent in Windsor, Orleans and Windham, and potentially Franklin SAO's.

Need for new, permanent staffing, not limited-service staffing.

Recommendations for Programs/Work to be Shifted from SAS to Other Agencies / Delivery of Services

Home Improvement Fraud, Timber Trespass, Land Improvement Fraud

Law enforcement excessive force, shootings, fatalities

Conflict of Interest cases

Fish and Wildlife violations

Certain CHINS cases - out of state party or matters involving multiple counties

Cases involving elected official accused of committing a crime

Human Trafficking

Hospitalization Hearings

Finance Exploitation

Violations of law or regulation where AGO divisions can enforce administrative or civil actions

New Initiatives:

TSRP's recruiting new Drug Recognition Experts (DRE) for evaluation of drug impaired driving

SAS working on draft RICO legislation to combat organized drug crimes, firearms, retail theft

Additional DV/Sexual Assault training

Training on alternatives to compelling victim testimony in trauma-induced cases (e.g. sex assault, strangulation, child abuse case)

Digital media analysis and presentation for court hearings

Docket Management and data analytics for all 14 counties

Programs/Issues Posing Most Significant Challenges:

Increase in violent crime / homicides - Each of the last three years, there has been 20 or more homicide victims

Combatting drug trafficking - out of state networks utilizing in-state 'markets'

Increased mental health and competency issues presenting in many cases, including repeat offenders and some violent crimes

Costs of experts for mental health / competency cases

Lack of sufficient staffing resources for SAS

Recruiting and retaining employees due to excessive caseloads / workload. Many other State agencies are continuing remote work, but our staff has in-person court hearings most days.

SAS employees have transferred to other state agencies and private organization for remote work and work-life balance, including no after-hours call.

Hiring for limited-service positions has proven challenging, particularly for our positions, which are very demanding.

Changes in statute which create additional work for our staff without commensurate, new permanent staffing.

What Work has been done to Address These Challenges?

Investigations, prosecutions, partnering with law enforcement agencies, advocacy organizations.

Requesting appropriate (new, permanent) staffing.

Significant Financial Changes:

Increased staffing needs /costs

IT cost increases (ADS, SharePoint, Leased Space)

Leased space costs

Mental health / competency evaluation costs

Source of Federal Funding:

Four prosecutors are federally-funded: 2 USDOJ STOP grant (DV, Sexual Assault, Dating Violence, Stalking and Human Trafficking), and 2 National Highway Traffic Safety Administration, for alcohol and drug impaired driving, distracted driving, and excessive speed driving.

Internal Performance Goals:

Reduce case backlog and engage in aggressive docket management

Increased utilization of alternatives to court for non-violent, non-victim cases

Increase work in securing / finalizing restitution judgement orders

Reduce caseloads for our prosecutors and victim advocates

Benchmarks: Clearance rates, backlog numbers, referrals to diversion, successful disposition of case

Staffing Requests for FY26

6 Paralegals

6 Administrative support staff

1 Docket Manager

4 Deputy State's Attorneys

1 Fiscal Support staff

1 IT field support staff

1 PCR/Public Records/Training Attorney

Note: We are also requesting:

6 Victim Advocates (VA budget)

6 State Transport Deputies (Sheriffs budget)

#####

December 10, 2024

Row Labels	Felony	Misdemeanor	F&W	Civil Susp.	YO	Juv. Delinq.	CHINS A	CHINS B	CHINS C	CHINS D	Civil Misc	ERPO	JBA	Ord.	PCR	Grand Total
Addison	196	499	2	16	21	28	1	61	1	1	2				1	829
Bennington	616	1,007	1	40	19	72	7	81	10	9	2		3	1	11	1,879
Caledonia	379	987	5	47	25	29	4	51	1	2	4			1	5	1,540
Chittenden	1,059	2,324	4	76	62	137	34	125	9	25	24	1	3		7	3,890
Essex	122	142		3	3	5		7	1		5				3	291
Franklin	486	1,242	19	27	139	294	5	117	14	5	4	1			3	2,356
Grand Isle	30	57	6	1	4	4		12		3						117
Lamoille	249	550	9	38	4	39	1	34	5	9	1				3	942
Orange	167	331	4	18	16	31	1	23	3	7	4		1		3	609
Orleans	466	872	3	28	19	53	22	50	7		2				14	1,536
Rutland	733	1,380	6	42	21	88	3	118	16	18	2	1	1		14	2,443
Washington	547	1,206	8	37	42	139	7	73	6	8	12		2	6	5	2,098
Windham	779	1,855	3	68	8	29	1	78	5	2	7		3		7	2,845
Windsor	519	1,030	2	45	16	52	8	56	2	9	14		1		5	1,759
Grand Total	**6,348**	**13,482**	**72**	**486**	**399**	**1,000**	**94**	**886**	**80**	**98**	**83**	**3**	**14**	**8**	**81**	**23,134**

23,134 Pending Cases

December 2023 to December 10, 2024

	Felony	Misdemeanor	Fish and Game	Civil Susp.	Youthful Offender	Juv. Delinq.	CHINS A	CHINS B	CHINS C	CHINS D	Civil Misc.	JBA	Ordinance	PCR	Grand Total
Addison	-8	-28	-5	-2	-10	-57	-1	-105	-10	-5	-2	0	0	0	-233
Bennington	-66	-183	0	-16	-13	28	5	-4	-5	-15	2	3	1	-4	-267
Caledonia	-107	-183	-2	-35	-15	-18	4	-36	0	-11	-2	-1	0	5	-401
Chittenden	-88	-228	-7	-3	-21	-50	5	-84	-4	4	6	-5	-1	1	-475
Essex	8	-29	-2	0	0	1	-1	-10	1	0	1	0	0	0	-31
Franklin	-25	38	-2	-34	-23	-12	-4	-210	-36	-38	-2	0	0	-2	-350
Grand Isle	-5	-37	4	-3	-1	-1	-3	-12	-1	-2	-3	-1	0	0	-65
Lamoille	-31	-139	2	-12	-2	-9	-2	-13	2	-2	0	0	0	1	-205
Orange	-8	-68	2	-4	8	14	1	-3	3	-3	-3	1	0	3	-57
Orleans	-134	-277	-12	-27	1	7	3	-24	-5	-1	-8	0	0	3	-474
Rutland	-56	-325	-3	-27	-5	-48	0	-51	-10	-3	-2	-1	0	2	-529
Washington	49	43	-1	-13	-22	-30	2	-15	2	2	0	2	0	1	20
Windham	46	79	-1	15	-17	-112	0	-23	-2	-4	1	3	0	2	-13
Windsor	25	47	0	9	3	14	1	-8	-2	4	6	0	0	-7	92
Grand Total	-400	-1290	-27	-152	-117	-273	10	-598	-67	-74	-6	1	0	5	-2988
% Reduction in volume (Dec 2023 to Dec 2024)	-5.93%	-8.73%	-27.27%	-23.82%	-22.67%	-21.45%	11.90%	-40.30%	-45.58%	-43.02%	-6.74%	7.69%	0.00%	6.58%	-11.44%

Pending Homicide Dockets

As of December 10, 2024
(96 Pending, does not include investigations)
(SAS is staffing 98% of pending homicide cases)

Row Labels	2024	2023	2022	2021	2020	2019	2018	Grand Total
Chittenden	10	3	6	1	1	2		23
Bennington	3	8	4	1				16
Rutland	4	2	2				2	10
Windham	2	5	1	1				9
Orleans	4	1	1	2				8
Caledonia	2	3	1					6
Franklin	2	2	1		1			6
Windsor	1	1	2				1	5
Lamoille	2	1	2					5
Orange		3		1				4
Washington	2	1						3
Addison	1							1
Grand Total	**33**	**30**	**20**	**6**	**2**	**2**	**3**	**96**

Trial date utilization

2023 (Jan. 1 to December 10)

Count of CaseNumber	Column Labels		
Row Labels	Felony	Misdemeanor	Grand Total
Windham Unit	**26**	**11**	**37**
Jury Trial	26	10	36
Bench Trial		1	1
Rutland Unit	**16**	**9**	**25**
Jury Trial	16	9	25
Windsor Unit	**15**	**1**	**16**
Jury Trial	15	1	16
Bennington Unit	**11**	**5**	**16**
Jury Trial	11	3	14
Bench Trial		2	2
Orleans Unit	**7**	**3**	**10**
Jury Trial	7	3	10
Washington Unit	**4**	**5**	**9**
Jury Trial	3	3	6
Bench Trial	1	2	3
Caledonia Unit	**7**		**7**
Jury Trial	7		7
Orange Unit		**6**	**6**
Jury Trial		6	6
Franklin Unit	**3**	**3**	**6**
Jury Trial	3	2	5
Bench Trial		1	1
Essex Unit	**2**	**3**	**5**
Jury Trial	2	2	4
Bench Trial		1	1
Chittenden Unit		**3**	**3**
Jury Trial		3	3
Lamoille Unit		**3**	**3**
Jury Trial		3	3
Grand Total	**91**	**52**	**143**

Trial date usage increased by approximately 65% from 2023 data pull through the 2024 data pull.

2023 saw trials in 12 counties.

2024 saw trials in every county.

2024 (Jan. 1 to December 10)

Count of CaseNumber	Column Labels		
Row Labels	Felony	Misdemeanor	Grand Total
Windham Unit	**27**	**6**	**33**
Jury Trial	27	6	33
Rutland Unit	**14**	**18**	**32**
Jury Trial	13	15	28
Bench Trial	1	3	4
Essex Unit	**15**	**10**	**25**
Jury Trial	15	10	25
Orleans Unit	**20**	**3**	**23**
Jury Trial	19	1	20
Bench Trial	1	2	3
Chittenden Unit	**15**	**7**	**22**
Jury Trial	15	5	20
Bench Trial		2	2
Washington Unit	**11**	**7**	**18**
Jury Trial	9	7	16
Bench Trial	2		2
Bennington Unit	**12**	**5**	**17**
Jury Trial	10	4	14
Bench Trial	2	1	3
Franklin Unit	**12**	**1**	**13**
Jury Trial	12	1	13
Lamoille Unit	**8**		**8**
Jury Trial	8		8
Grand Isle Unit		**8**	**8**
Jury Trial		8	8
Orange Unit	**5**	**2**	**7**
Jury Trial	5	2	7
Caledonia Unit		**5**	**5**
Jury Trial		5	5
Addison Unit	**3**	**2**	**5**
Jury Trial	3	2	5
Windsor Unit		**3**	**3**
Jury Trial		3	3
Grand Total	**142**	**77**	**219**

2024 Criminal Filing Data

- In 2024, the statewide monthly average for criminal filings was 1,150 cases,
- The minimum was 990 (February), and
- The maximum was 1,317 (September).
- In sum, there were 13,801 criminal cases filed in 2024.
- These cases are spread out among SAS 72 prosecutors.

Clearance Rate Data

December 2023 through December 2024

2023 December	2024 January	2024 February	2024 March	2024 April	2024 May	2024 June	2024 July	2024 August	2024 September	2024 October	2024 November	2024 December
85%	131%	105%	143%	202%	85%	87%	90%	84%	133%	79%	69%	103%
130%	95%	129%	139%	128%	126%	98%	97%	77%	91%	144%	150%	100%
75%	97%	100%	241%	152%	145%	131%	75%	91%	105%	124%	117%	71%
95%	114%	86%	109%	104%	126%	104%	126%	85%	127%	100%	78%	92%
150%	75%	147%	59%	70%	70%	94%	60%	95%	129%	159%	213%	120%
85%	71%	84%	84%	114%	98%	85%	65%	90%	66%	79%	97%	77%
113%	138%	267%	160%	171%	163%	44%	25%	130%	129%	90%	100%	525%
87%	134%	157%	68%	147%	96%	76%	112%	78%	135%	117%	58%	79%
178%	138%	103%	65%	106%	127%	115%	111%	48%	102%	96%	80%	89%
110%	93%	173%	110%	117%	112%	126%	180%	114%	166%	91%	124%	131%
136%	133%	145%	122%	123%	111%	121%	96%	78%	123%	113%	157%	95%
90%	115%	107%	96%	103%	121%	129%	93%	85%	63%	91%	71%	62%
93%	99%	113%	73%	105%	73%	89%	88%	130%	77%	92%	120%	81%
79%	102%	99%	105%	83%	88%	90%	74%	70%	102%	98%	110%	89%
6	8	10	8	12	8	6	4	3	10	6	7	4

Average: 109% Count: 182 Sum: 19912%

Adult Court Diversion and Tamarack – Prosecutor Referrals

	FY 2024				FY 2023				FY 2022			
	New Misd Charges	Diversion Referrals Criminal Division	Tamarack Referrals	Diversion & Tamarack as % of New Misd Charges	New Misd Charges	Diversion Referrals Criminal Division	Tamarack Referrals	Diversion & Tamarack as % of New Misd Charges	New Misd Charges	Diversion Referrals Criminal Division	Tamarack Referrals	Diversion & Tamarack as % of New Misd Charges
Addison	323	79	23	32%	285	60	19	28%	302	68	16	28%
Bennington	797	114	9	15%	776	140	11	19%	668	139	34	26%
Caledonia	481	74	14	18%	483	40	14	11%	524	58	15	14%
Chittenden	2353	263	144	17%	2,027	248	66	15%	1558	98	54	10%
Essex	73	11	1	16%	74	10	0	14%	66	5	0	8%
Franklin	958	198	116	33%	877	197	120	36%	921	96	24	13%
Grand Isle	57	17	1	32%	78	17	2	24%	48	9	0	19%
Lamoille	413	167	20	45%	571	144	18	28%	365	108	28	37%
Orange	272	53	7	22%	290	54	5	20%	234	79	3	35%
Orleans	617	134	10	23%	584	104	15	20%	451	86	15	22%
Rutland	1027	166	27	19%	995	168	27	20%	755	85	13	13%
Washington	1053	174	56	22%	1,135	191	24	19%	1163	236	44	24%
Windham	945	44	14	6%	808	41	4	6%	851	55	10	8%
Windsor	586	133	21	26%	575	117	32	26%	713	235	71	43%
Total/Avg. %	**9,955**	**1,627**	**463**	**21%**	**9,558**	**1,531**	**357**	**20%**	**8,619**	**1,357**	**327**	**20%**

New Misdemeanor Charges - data provided by Vt. Judiciary
Other data gathered by AGO from county programs

Data source, Vermont AGO

Vermont Crime Data

FBI Data from 2012-2022 shows an increase in "Violent Crime" in Vermont across multiple categories. SAS has experienced this increase in violent crime and believes that the trend has continued through 2023 and 2024.

Homicide Rates in 2022

Location	Homicide Rate (per 100,000)
Vermont	3.9
Los Angeles	3.1
New York City	2.3
Burlington, VT	11.2

Increase in Violent Crime in Vermont from 2012-2022

Type of Crime	Percentage Increase
Violent Crime	56%
Aggravated Assault	65%
Homicide	166%
Sexual Assault	6%
Motor Vehicle Theft	27%

Data sourcing: FBI, CSG, DPS/VSP, VIC, NIBRS, CRG, Representative LaLonde, CRG.
See [illegible]. AP, December 15, 2023 ("Overall the country had a 6% decrease in national firearms homicides between 2021 and 2022, but Vermont saw a 185% jump, according to Vermont State Police Capt. Shawn Loan. "So we went from seven firearms deaths in 2021 to 20 in 2022," he said, adding that he did not have the current total for this year. About half of the homicides in Vermont involved a firearm between 2017 and 2021, he said. Last year that rose to 86%, Loan said).
See [illegible]. AP, December 15, 2023.
Source, Vermont Department of Public Safety, 2024 ([illegible]).
Source: House Appropriations Committee, 2023 ([illegible]).
Source: Vermont Department of Public Safety, 2024.

Vermont Crime Data

Continuation of Vermont Crime Data Trajectory (2018-2023)

Type of Crime	Percentage Increase	Specific Data
Thefts from Motor Vehicles	More than doubled	
Thefts of Motor Vehicles	More than doubled	
Identity Theft	More than doubled	
Shoplifting	More than doubled	40% increase from 2022 to 2023
Aggravated Assault	42% increase	
Homicides	Third consecutive year with more than 20 victims (2024 projection)	

Specific Data for Shoplifting (2022-2023):

- 2022 Reports: 2416
- 2023 Reports: 3388

Data sourcing: FBI, CSG, DPS/VSP, VIC, NIBRS, CRG, Representative LaLonde, CRG.
See [illegible], AP, December 15, 2023 ("Overall the country had a 6% decrease in national firearms homicides between 2021 and 2022, but Vermont saw a 185% jump, according to Vermont State Police Capt. Shawn Loan. "So we went from seven firearms deaths in 2021 to 20 in 2022," he said, adding that he did not have the current total for this year. About half of the homicides in Vermont involved a firearm between 2017 and 2021, he said. Last year that rose to 86%, Loan said).
See [illegible], AP, December 15, 2023.
Source, Vermont Department of Public Safety, 2024 ([illegible]).
Source: House Appropriations Committee, 2023 ([illegible]).
Source: Vermont Department of Public Safety, 2024.

Vermont Driving Related Fatalities

(current as of 12/16/24)

As of December 16 in each calendar year shown:		
Year	Fatalities (People)	Fatal Crashes
2024	56	51
2023	67	61
2022	76	73
2021	72	67
2020	62	58

Fatal Crash Data	2024*	2023	2022	2021	2020	2019
Total Fatal Crashes	51	63	73	69	58	44
Total Fatalities (People)	56	69	76	74	62	47
Double Fatality Crashes	3	4	3	5	4	3
Triple Fatality Crashes	1	1	0	0	0	0
Quadruple Fatality Crashes	0	0	0	0	0	0
Operators Suspected as Driving under the Influence of Alcohol Only	4	10	11	10	11	5
Operators Suspected as Driving under the Influence of Drugs Only	11	23	20	18	14	15
Operators Suspected as Driving under the Influence of both Alcohol & Drugs	13	8	13	12	6	2
Active Cannabis - Delta 9 THC Confirmed**	17	14	15	25	14	13
Operators Suspected of Speeding	19	18	21	33	15	14
Operators with Suspended License/ No License	10	14	12	7	13	5
Junior License Operators involved in fatal crashes	3	1	2	5	2	1
"Older Drivers" involved in fatal Crashes (Older Driver is defined as any person age 65 or older.)	6	24	25	19	15	16
Crashes involving a Large Truck/Bus	2	5	11	4	3	10
Motorcyclist Fatalities	6	18	14	16	10	8

*2024 data is as of the date of this report. These numbers are subject to change.

**Active Cannabis - Delta-9 THC Confirmed is counted in the number of operators that had drugs only or alcohol & drugs.

***None of the identified groups above are implicated as being "at fault"

Department of State's Attorneys and Sheriffs

Administrative & Support Workflow

Case Preparation

1. **PRE-INTAKE:** Case reviews, search warrants, inquests, data from Valcour
2. **INTAKE & REVIEW:** Preparation & data entry for prosecutor review / charging
3. **PRE-ARRAIGNMENT:** E-Filing of matter, assignment of VA, preparation of case file, etc.
4. **ARRAIGNMENT:** Initial discovery, witness record checks, conditions of release, etc.

Trial Preparation

5. **ON-GOING DISCOVERY:** Digital evidence, body cam footage, medical records, etc.
6. **HEARING NOTICES:** Calendar management for office, attorneys, & VAs
7. **DEPOSITIONS:** Coordinating with witnesses & counsel; witness assistance
8. **DATA MANAGEMENT:** Updates to JustWare, SharePoint, or shared drive
9. **TRIAL PREPARATION:** Witness subpoenas, visual evidence, logistical support, etc.

Post-Adjudication

10. **ON-GOING DISCOVERY:** Continued obligation to produce or disclose new information
11. **SENTENCING:** Calendar management for office, attorneys, & VAs
12. **APPEALS & PCR** Coordinating with witnesses & counsel; witness assistance
13. **RECORDS MANAGEMENT:** Case to archives, disposition of physical & digital evidence
14. **SEALING/EXPUNGEMENT:** Destruction, redaction, or limitation of files per court order

SAS Case Management (JustWare)

Law Enforcement / Valcour

Odyssey / Court Systems

Department of
State's Attorneys
and Sheriffs

Administrative & Support Workflow

SAS Administrative Assistants & Support Secretaries are Integral to Our Mission

- Play a role in every aspect of case progression – from initial intake to case disposition.
- Must be proficient and rely upon multiple case management or filing systems – JustWare, Odyssey eFile, Valcour, and other modern methodologies for transfer of data from law enforcement.
- Administrative and support staff are on the front line of emergencies and critical filings – frequently only hours to prepare emergency cases for court (homicides/attempted homicides, complex domestic assaults, etc.)
- Digital era has increased workload – paperless case management and filing means more preparation time – formatting and redacting information, etc. Disparate case management systems between all parties generates significant inefficiencies in processes.
- Obligations to support reception, case preparation, on-going discovery, attorney calendars, and other office events requires significant knowledge, experience within the system, and flexibility to meet our public safety mission – many matters cannot wait.

FY26 State's Attorneys' Budget

Gov Recommended: Total: $20,475,336

- Overall increase: 5.9%

- General Fund: $19,891,309
- GF increase: 6.2%
- Interdept. transfer: $553,027
- IDT: -4.3%
- Fed Equitable Share: $31,000 level

- Budget and Staffing Pressures:
- Proposed budget would require a Vacancy Savings of $649,126
- Workload: 23,500 active cases; 99% of all criminal cases in Vermont are handled by the State's Attorneys' offices. SA's and Deputy SA's carry an average caseload of 350-400 cases.
- Increased costs in mental health/competency evaluations; translation and transcription services for non-English speaking individuals; rents for Windsor, Orleans & Windham SAO's; increased expenses in IT (equipment, ADS charges, SharePoint); necessary other equipment; needed trainings for staff.

Vermont Department of State's Attorneys and Sheriffs

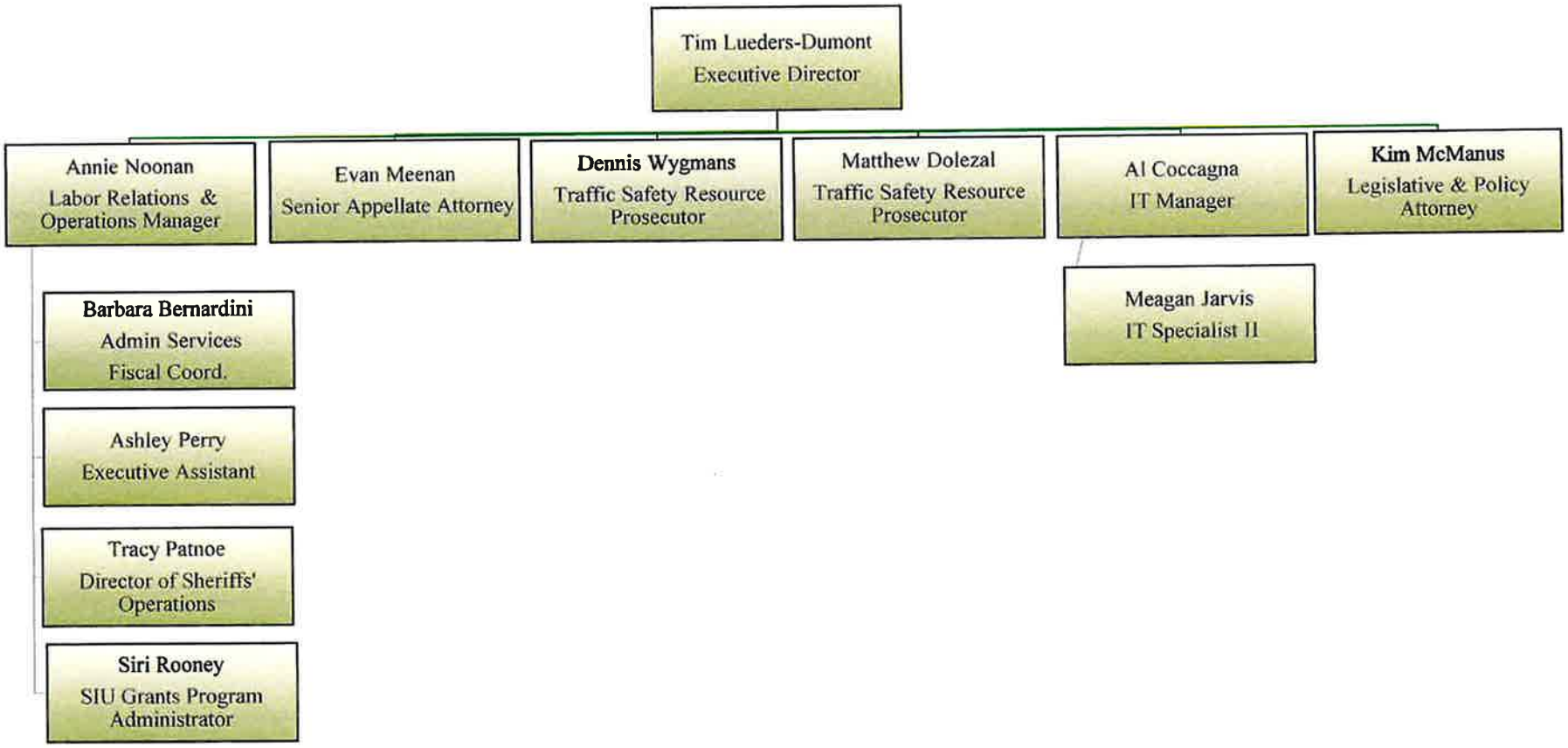

FY26 State's Attorneys Budget - $20,475,336



FY26 State's Attorneys Salaries, Benefits, Workers Comp, and Unemployment

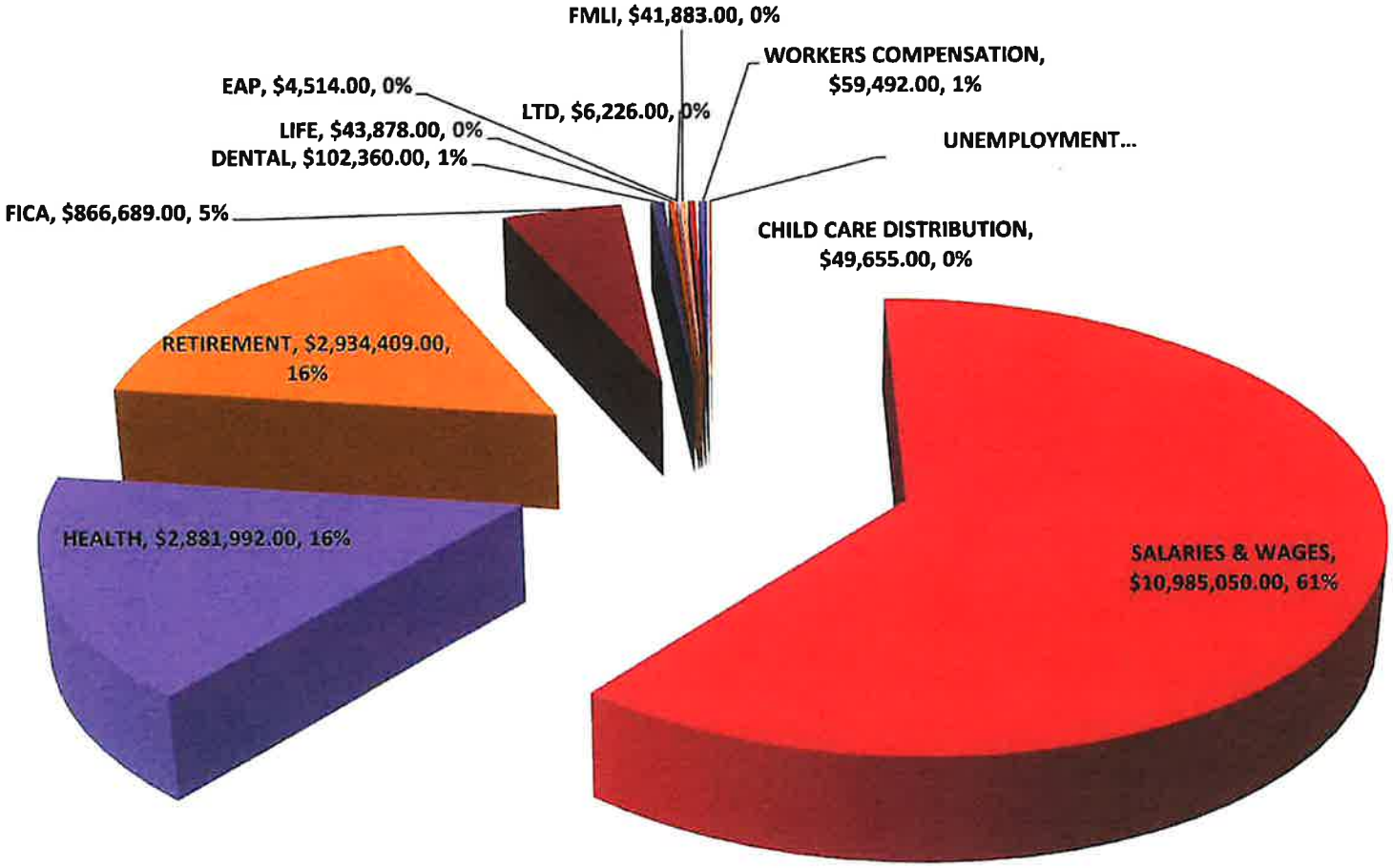
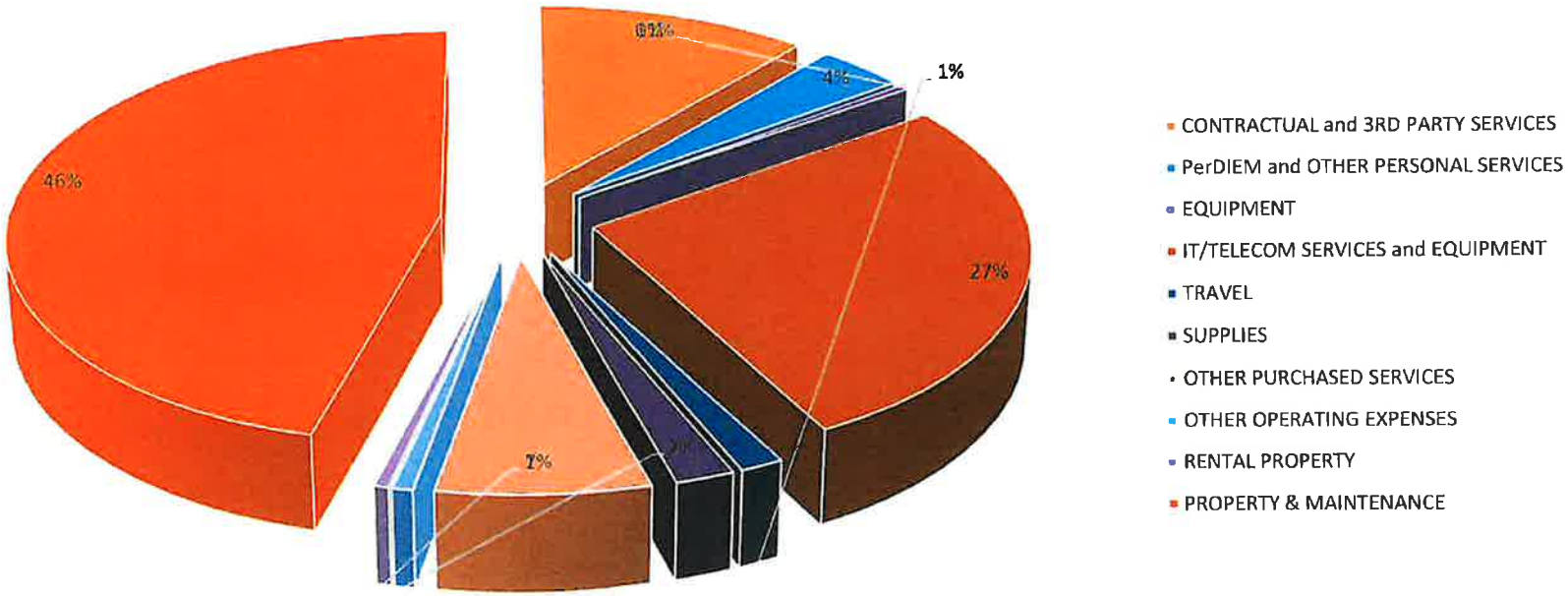
FY 26 STATE'S ATTORNEYS
OPERATING EXPENSE PERCENTAGE